



ISBN: 978-84-88378-07-1

# it's knowledge

information  
+  
sample activity



iT's Magazines S.L.  
Apartado 5096  
08080 Barcelona  
Spain

Tel 934 879 104  
E-mail: [info@its-online.com](mailto:info@its-online.com)  
Internet: [www.its-online.com](http://www.its-online.com)

it's **activity books**

# introduction

IT'S KNOWLEDGE contains a collection of teaching activities related to different school subjects such as geography, history, science, maths and technology. In IT'S KNOWLEDGE students create a dream classroom, play a geography game and fill their head with numbers. They find out about the human brain, read about Albert Einstein and travel to the planet Mars. They find out if they are a technophobe or technophile, and discover how Hollywood sometimes changes history. They also do a questionnaire about their own language-learning experiences.

The book comes with a CD of interactive exercises from the its-english Internet site, audio activities and ready-to-print pages from the book in PDF format.

## LEVEL

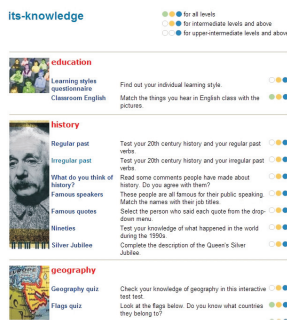
The material in this book is suitable for different levels. Each activity has a level indicator that includes the COE level.

- A1** Elementary
- A2** Pre-intermediate
- B1** Lower- to mid-intermediate
- B2** Upper-intermediate

## CD

On the IT'S KNOWLEDGE CD you will find:

- interactive exercises
- audio material
- PDF files of selected pages ready to print



# how to use the material

All the activities in IT'S KNOWLEDGE are presented in an easy-to-use format. The material to photocopy appears on the right page, while the left page includes an activity key and step-by-step teaching notes. Selected activities can be printed in colour directly from the accompanying CD.

activity key includes:

- ACTIVITY DESCRIPTION
- GRAMMAR/VOCABULARY
- LEVEL
- LENGTH OF ACTIVITY
  - short
  - medium
  - long
  - very long
- PREPARATION REQUIRED
- CD ACTIVITIES & PAGES TO PRINT FROM CD
- ANSWER KEY

teaching notes

IN THE CLASSROOM

**ACTIVITY**

Identify school subjects + Give directions (language) + Interview (the teacher)

**GRAMMAR/VOCABULARY**

School and classroom + Questions

**LEVEL**

A2, A1, A1

**TIME**

**PREPARATION**

Optional: Print out the larger version of the illustrations from the CD to display in the classroom.

**ANSWERS**

What do you do in class?  
1. I. go to school.  
2. I. go to school.  
3. I. go to school.  
4. I. go to school.  
5. I. go to school.  
6. I. go to school.  
7. I. go to school.  
8. I. go to school.  
9. I. go to school.  
10. I. go to school.  
11. I. go to school.

what to do

**School subjects**

1. How many school subjects can your students name in English? Elicit the names and do them on the board, and let the students copy the list of the activity, at the end, how many of the school subjects on the board appear in their list?

2. Students work in pairs, each of the school subjects with the sentences explaining what they do in each class. Check through the answers.

3. Students work in groups of 4 to complete a worksheet form. Collect all the forms and then read them out so that the students can look at someone else's form. Give feedback on the findings. At the end, school subjects in each one popular than the others in the class!

**Classroom language**

1. In part 1, "What do you do in class?", students have to match the pictures to the phrases. There are 10 pictures that the teacher will say in class, or that the students will read the books. Check answers.

Please note that you can print out larger versions of the illustrations from the IT'S KNOWLEDGE CD. You can use them to do an activity, and then display the pictures around in the classroom so that students can refer to them.

2. In part 2, "What do you do in class?", students to give a useful classroom phrase in their own language and try to re-emphasize the English expression. They then work in a pair and practice the expression from memory.

**English teacher fact file**

1. Write the heading on the board and let the students ask the questions on the board. When the students are confident they know the questions, write them on the board.

2. Students take it in turns to ask the questions. Everybody in the class completes the answer on the fact file. They then write sentences about you.

2

activity number

in the classroom

**School Subject:** Match the subjects with what you do in class.

|             |                |                          |           |
|-------------|----------------|--------------------------|-----------|
| 1 art       | 2 biology      | 3 chemistry              | 4 English |
| 5 geography | 6 history      | 7 information technology | 8 maths   |
| 9 physics   | 10 citizenship |                          |           |

What you do in class

- learn how to play your part in the community
- learn the names of the secret's capital cities
- create things in paint and paper
- learn how to use the internet and use a learn how to teach your class in a restaurant
- find substances in test tubes and try not to burn yourself
- use your teacher for grammar rules when sometimes the grammar is a bit tricky
- discover why we don't fly into space as Earth is too small
- discover why we don't fly into space as Earth is too small
- discover why we don't fly into space as Earth is too small
- discover why we don't fly into space as Earth is too small

Enable your school subjects  
Other subjects are interesting to some people and really boring for others. Write the subjects above in the boxes below to show what you think of them.

useful + boring \_\_\_\_\_

useful + interesting \_\_\_\_\_

useful + boring \_\_\_\_\_

useful + interesting \_\_\_\_\_

11

IT'S KNOWLEDGE copyright © its-english.com 2008

page to photocopy

# activity index

level

---

## EDUCATION

|   |                  |    |
|---|------------------|----|
| 1 | MY DREAM CLASS   | A1 |
| 2 | IN THE CLASSROOM | A1 |
|   | School subjects  | A2 |
| 3 | CLASS CONTRACT   | A2 |
| 4 | LEARNING STYLES  | B1 |
| 5 | ENCYCLOPAEDIAS   | B2 |

## GEOGRAPHY

|   |                |    |
|---|----------------|----|
| 6 | FLAGS          | A2 |
| 7 | NAME THAT FLAG | A1 |
| 8 | GEOGRAPHY TEST | A2 |

## HISTORY

|    |                    |    |
|----|--------------------|----|
| 9  | 20TH CENTURY QUIZ  | B1 |
| 10 | LIVING IN THE PAST | B1 |
| 11 | CHANGING HISTORY   | B1 |
|    | History quotes     | B2 |
| 12 | FIXING HISTORY     | B1 |

## MATHS

|    |                           |    |
|----|---------------------------|----|
| 13 | NUMBERS                   | A1 |
| 14 | FILL MY HEAD WITH NUMBERS | A1 |
| 15 | DO THE MATHS              | B1 |
|    | Famous threes             | A2 |
| 16 | POCKET MONEY              | A2 |

## LANGUAGES

|    |                 |    |
|----|-----------------|----|
| 17 | WORLD LANGUAGES | B1 |
| 18 | LANGUAGE SURVEY | B1 |
| 19 | LOOK IT UP      | A2 |

## SCIENCE & SPACE

|    |                   |    |
|----|-------------------|----|
| 20 | USE YOUR BRAIN    | A2 |
| 21 | BRAIN ACTIVITIES  | B1 |
| 22 | EINSTEIN'S LIFE   | A2 |
| 23 | DISCOVERIES       | B1 |
|    | Famous inventions |    |
| 24 | INVENTIONS        | B1 |
| 25 | PATENT PENDING    | B1 |
| 26 | THE PLANETS       | A2 |
| 27 | THE SPACE RACE    | A2 |
| 28 | MISSION TO MARS   | B1 |

## TECHNOLOGY

|    |                    |    |
|----|--------------------|----|
| 29 | QWERTY             | A1 |
| 30 | COMPUTER TALK      | B1 |
| 31 | TECHNOLOGY SURVEY  | A2 |
|    | Virus advice       |    |
| 32 | OUR CELLULAR WORLD | B1 |

# activities by level

---

## **A1 Elementary**

---

### **MY DREAM CLASS 1**

Describe the classroom  
Create a dream classroom

### **IN THE CLASSROOM 2**

Use classroom language  
Interview the teacher

### **NAME THAT FLAG 7**

Play a team board game  
Identify flags and countries

### **NUMBERS 13**

Match numbers with pictures

### **FILL MY HEAD WITH NUMBERS 14**

Fill a head with numbers

### **QWERTY 28**

Read about the QWERTY keyboard  
Play a typing game

## **CD activities**

Classroom English: Learn to understand some common classroom instructions.

Regular past: Practise forming regular past verbs.

Irregular past (easy): Practise forming irregular verbs.

Flags quiz: Test your knowledge of flags from round the world.

Planes, trains and automobiles: Extend your transportation vocabulary.

## **A2 Pre-intermediate**

---

### **IN THE CLASSROOM 2**

Identify school subjects

### **CLASS CONTRACT 3**

Create a class contract

### **FLAGS 6**

Identify flags and their countries  
Create a world flag

### **GEOGRAPHY TEST 8**

Take a geography test  
Write about a country

### **DO THE MATHS 15**

Famous threes

### **POCKET MONEY 16**

Do a questionnaire about pocket money  
Compare results

### **LOOK IT UP 19**

Read about dictionaries  
Use a dictionary

### **USE YOUR BRAIN 20**

Do a quiz about the human brain

### **EINSTEIN'S LIFE 22**

Find out about Albert Einstein  
Test your memory

### **THE PLANETS 26**

Identify the planets  
Look at a solar eclipse

### **THE SPACE RACE 27**

Play the space race game

### **TECHNOLOGY SURVEY 31**

Find out if you're a technophobe or a technophile  
Give computer virus advice

## **CD activities**

Learning styles questionnaire: Are you a visual, auditory or kinaesthetic learner?

The 20th century test: Test your knowledge of 20th century history.

Famous speakers: Identify some of modern history's most famous speakers.

Royal etiquette test: What should you do if you meet the Queen of England?

Which came first?: How much do you know about the history of transportation?

Mission to Mars: Can you reach the red planet before your time runs out?

The phone quiz: What's the difference between a mobile and a cell phone?

SMS: Can you read an SMS message in English?

The computer (virus) game: Stop the virus from destroying your computer!

Virus advice: Do you do the right things to keep your PC free from viruses?

## **B1 Lower- to mid-intermediate**

### **LEARNING STYLES 4**

Do a questionnaire to discover your learning style

### **20TH CENTURY QUIZ 9**

Identify some of the most important names of the 20th century

### **LIVING IN THE PAST 10**

Read about life in the past

Compare the past, present and future

### **CHANGING HISTORY 11**

Read how Hollywood changes history

### **FIXING HISTORY 12**

Unjumble names to correct historical facts

### **DO THE MATHS 15**

Test your maths

Learn some number vocabulary

### **WORLD LANGUAGES 17**

Do a quiz about English

Read some facts about languages

### **LANGUAGE SURVEY 18**

Do a questionnaire about your language learning experiences

Categorise vocabulary

### **BRAIN ACTIVITIES 21**

Find out if the left or right side of your brain is dominant

### **DISCOVERIES 23**

Test your memory

Read about scientific discoveries

Complete inventions

### **INVENTIONS 24**

Read about inventions

### **PATENT PENDING 25**

Invent something new

Complete a patent form

### **MISSION TO MARS 28**

Read about Mars

Prepare for a Mars mission

### **COMPUTER TALK 30**

Use computer words in different contexts

### **OUR CELLULAR WORLD 32**

Do a mobile phone quiz

Use phone expressions

## **CD activities**

What do you think of history?: Express your views on studying history.

Famous quotes: Can you recognise some of modern history's most memorable quotations?

Nineties: Test your knowledge of what happened in the world during the 1990s.

Coronation Day: Ask Elma Taylor about Queen Elizabeth II's Coronation in 1953.

Geography test: Do you listen to your geography teacher?

The planets quiz: See what you know about the eight planets – and Pluto!

## **B2 Upper-intermediate**

### **ENCYCLOPAEDIAS 5**

Read the story of encyclopaedias

### **CHANGING HISTORY 11**

Discuss some history quotations

## **CD activities**

Silver Jubilee: Find out what punk rock and Queen Elizabeth II have in common.

## ACTIVITY

- Identify school subjects
- Use classroom language
- Interview the teacher

## GRAMMAR/VOCABULARY

- School and classroom
- Questions

## LEVEL

A2, A1, A1

## TIME



## PREPARATION

Optional: Print out the large version of the illustrations from the CD to display in the classroom.

## CD

- Print illustrations
- Classroom English

## ANSWERS

### What you do in class

1. c; 2. h; 3. f; 4. g; 5. b; 6. j; 7. d; 8. e; 9. j;  
10. a

### What You Hear

1. Repeat.
2. Open your books.
3. Read.
4. Match.
5. Answer the question.
6. Ask the question.
7. Circle the correct answer.
8. Close your books.
9. Listen.
10. Look.
11. Fill in the blank.

## School subjects

1. How many school subjects can your students name in English? Elicit the names and write them on the board, and then give students copies of the activity sheet. How many of the school subjects on the board appear in the list?

2. Students now match each of the school subjects with the sentences explaining what they do in each class. Check through the answers.

3. Students work individually and complete the evaluation form. Collect all the forms and then redistribute them so that students are looking at someone else's form. Give feedback on the findings. Are some school subjects much more popular than others in the class?

## Classroom language

1. In part 1, "What You Hear", students have to match the pictures to the phrases. These are all typical things that the teacher will say in class, or that students will read in their books. Check answers.

Please note that you can print out large versions of the illustrations from the *IT'S KNOWLEDGE* CD. You can use these to check answers, and then display the pictures around the classroom so that students can refer to them.

2. In part 2, "What You Say", students write useful classroom phrases in their own language and try to memorise the English expressions. They then work with a partner and practise the expressions from memory.

## English teacher fact file

1. Write the headings on the board and then elicit the questions that the students need to ask you to get the information. Write the questions on the board. When the students are confident they know the questions, erase them from the board.

2. Students take it in turn to ask you the questions. Everybody in the class completes the answers in the fact file. They then write sentences about you.

# in the classroom

## School Subjects

Match the subjects with what you do in class.

- 1 art    2 biology  
 3 chemistry    4 English  
 5 geography    6 history  
 7 information technology  
 8 maths    9 physics  
 10 citizenship

### What you do in class

- learn how to play your part in the community
- learn the names of the world's capital cities
- create things with paint and plaster
- learn how useful the Internet can be
- learn how to check your bill in a restaurant
- mix substances in test tubes and try not to burn yourself
- ask your teacher for grammar rules when sometimes there aren't any
- label diagrams of plants and animals
- discover why we don't fly into space as Earth rotates
- discover exactly how many kings of England have been called Henry

### Evaluate your school subjects

Different subjects are interesting to some people and totally boring for others. Write the subjects above in the boxes below to show what you think of them:

useless + boring

useless + interesting

useful + boring

useful + interesting



## 1. Classroom English

I don't understand.




### What You Hear

Can I borrow a pen/  
a pencil/an eraser?



Look at the phrases and words. They are all things you can hear in English class. Can you match them to the pictures?

I'm sorry I'm late.




- Open your books.
- Read.
- Close your books.
- Fill in the blank.
- Match.
- Ask the question.
- Answer the question.
- Circle the correct answer.
- Look.
- Listen.
- Repeat.

What does *hug* mean?



Cover the English expressions. Try to remember them. Test a partner.



## 2. Your English Teacher Fact File

Interview your English teacher and complete the form.



banana  
 orange  
 apple

### What You Say

### My English Teacher



Here is some useful language for you to use in class. Write the expressions in your own language.

First name:



Can you write it on the board, please?

Last name:



Can you repeat that, please?

Nationality:



How do you say \_\_\_\_\_ in English?

Town/City:



How do you spell that?

Languages: